


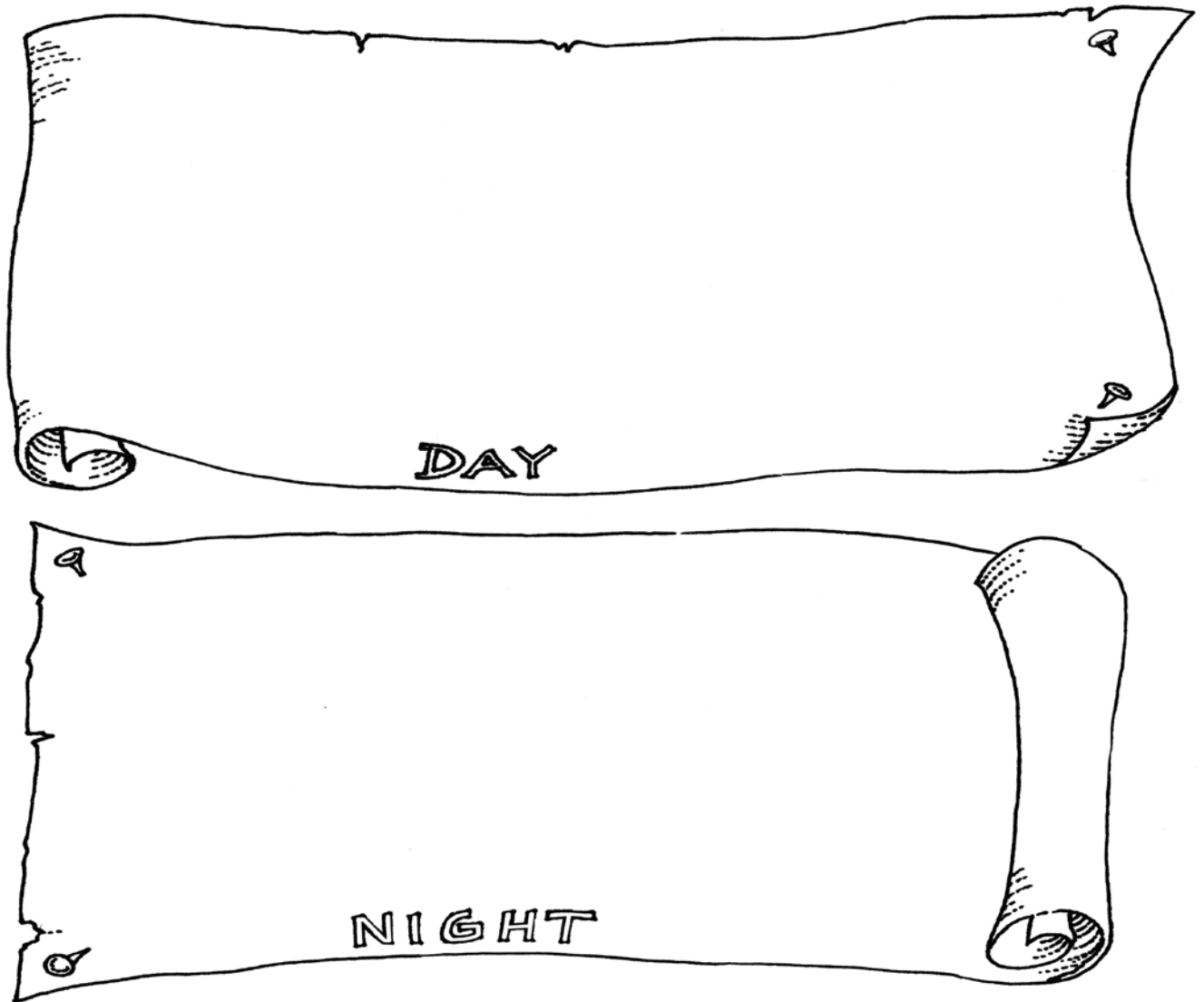
THE RESTORED CHURCH OF GOD®

CHILDREN'S BIBLE LESSONS




LEVEL K LESSON 1

Creation




Day 1: Day and Night

Parents: Instruct your child to choose 3 coloring crayons or pencils they feel best describes night and 3 that best describe day. Have them use the crayons to draw a scene in the spaces provided.

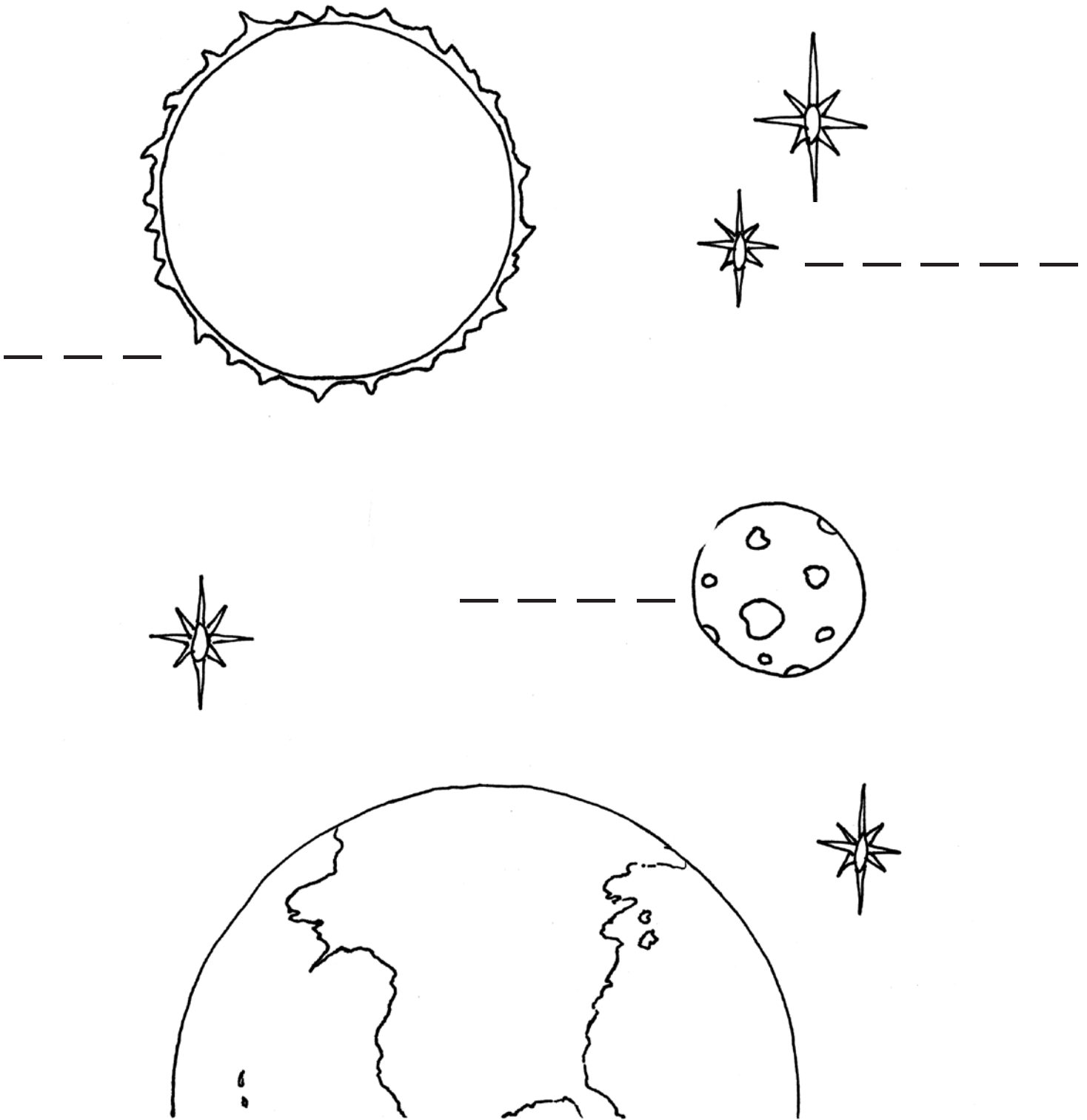


Day 2: Sky and Clouds

Parents: Ask your child which one of the following is not part of the sky: (A) Wind (B) Clouds (C) Airplanes.




Day 3: Land, Sea, Plants and Trees




Day 4: Sun, Moon and Stars

Parents: Have your child write the names of the things God made on this day.




Day 5: Fish and Sea Animals



Day 5: Birds





Day 6: Man and Land Animals

Parents: Explain to your child that Adam named the animals. Also explain that God created man in His image.


Circle the words in the puzzle.

- 1) REST
- 2) HOLY
- 3) DAY
- 4) SEVEN
- 5) WEEK



Day 7: The Sabbath

Parents: Ask your child what he or she likes about the Sabbath.



What is this animal? _____

On which day was this animal created? _____

BIBLE MEMORY: Genesis 1:1

Draw a line from the day of creation to what was created on that day.

